


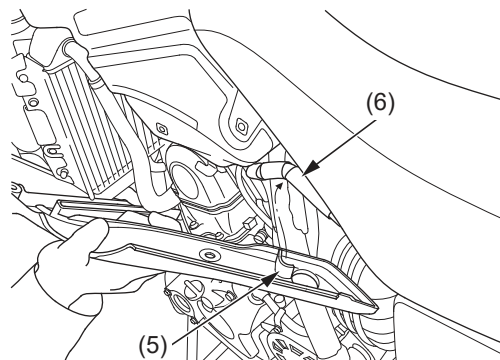
Installation

1. Install the fuel tank on the frame.
2. Install the fuel tank bolts/washers (1), then tighten them.
3. Hook the fuel tank band (2).
4. Connect the fuel line (3).
5. Put the breather tube (4) in the steering stem nut.



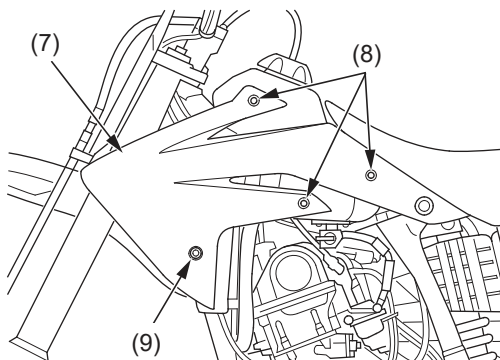
- (1) fuel tank bolts/washers
 (2) fuel tank band
 (3) fuel line
 (4) breather tube

6. Install the seat (page 29).
7. Install the left shroud tab (5) under the crankcase breather tube (6).



- (5) left shroud tab (6) crankcase breather tube

8. Install the shrouds (7) and shroud B bolts (8).
9. Install and tighten the shroud A bolts/collars (9).
10. Tighten the shroud B bolts.



- (7) shroud
 (8) shroud B bolts
 (9) shroud A bolt/collar