











## Maintenance Schedule

Items			Frequency *1								Regular Replace	Refer to page
			× 1,000 mi	0.6	4	8	12	16	20	24		
			× 1,000 km	1.0	6.4	12.8	19.2	25.6	32.0	38.4		
Emission-Related Items	Fuel Line				I		I		I		–	
	Throttle Operation				I		I		I		99	
	Air Cleaner *2					R			R		84	
	Crankcase Breather *3			C	C	C	C	C	C		100	
	Spark Plug						R				–	
	Valve Clearance						I				–	
	Engine Oil		R		R		R		R	1 Year	80	
	Engine Oil Filter		R				R				80	
	Engine Idle Speed				I		I		I		–	
	Radiator Coolant *5				I		I		I	3 Years	86	
	Cooling System				I		I		I		–	
	Secondary Air Supply System						I				–	
	Evaporative Emission Control System *4						I				–	

### Maintenance Level

-  : Intermediate. We recommend service by your dealer, unless you have the necessary tools and are mechanically skilled. Procedures are provided in an official Honda Service Manual (➡ P. 146).
-  : Technical. In the interest of safety, have your vehicle serviced by your dealer.

### Maintenance Legend

- I : Inspect (clean, adjust, lubricate, or replace, if necessary)
- L : Lubricate
- R : Replace
- C : Clean